



District Report Card: 2017


State: Daman & Diu	District: Diu
Class: 3	Subject: Language
Schools: 14	Students: 263


Participation/Coverage


Students

<div>GENDER</div> <div></div>	Boys				Girls			
	Number		%		Number		%	
	108		41.06		155		58.94	

<div>AREA</div> <div></div>	Rural				Urban			
	Number		%		Number		%	
	159		60.46		104		39.54	

<div>CATEGORY</div> <div></div>	SC		ST		OBC		GEN	
	Number	%	Number	%	Number	%	Number	%
	6	2.28	0	0.00	256	97.34	1	0.38

<div>CWSN</div> <div></div>	LD	VI	HI	S&LD	ID	Oth
	0	1	0	1	0	0

<div>Management</div> <div></div>	Government			Government-aided		
	Number		%	Number		%
	263		100.00	0		0.00

Average Performance of Students in Language (%)

Overall	Gender		Area		Management		Social Group			
	Male	Female	Rural	Urban	Govt.	Aided	SC	ST	OBC	GEN
51.38	47.90	53.81	41.51	66.47	51.38	0.00	63.33	0.00	51.15	40.00

Performance on Learning Outcomes (LOs)

Learning Outcomes	Description	Average Performance(%)
L304	Reads small texts with comprehension i.e., identifies main ideas, details, sequence and draws conclusions	53.57
L312	Reads printed scripts on the classroom walls: poems, posters, charts etc.	47.00

Range of Performance of Students who Answered Correctly							
Below 30%		30% - 50%		50% - 75%		Above 75%	
Number	%	Number	%	Number	%	Number	%
74	28.14	67	25.48	64	24.33	58	22.05

Lowest Performing Learning Outcomes (LOs)

1 - Reads printed scripts on the classroom walls: poems, posters, charts etc. (47.00)

2 - Reads small texts with comprehension i.e., identifies main ideas, details, sequence and draws conclusions (53.57)